

RESEARCH

Open Access

# Statistics-based model for prediction of chemical biosynthesis yield from *Saccharomyces cerevisiae*

Arul M Varman<sup>1</sup>, Yi Xiao<sup>1</sup>, Effendi Leonard<sup>2\*</sup> and Yinjie J Tang<sup>1\*</sup>

## Abstract

**Background:** The robustness of *Saccharomyces cerevisiae* in facilitating industrial-scale production of ethanol extends its utilization as a platform to synthesize other metabolites. Metabolic engineering strategies, typically via pathway overexpression and deletion, continue to play a key role for optimizing the conversion efficiency of substrates into the desired products. However, chemical production titer or yield remains difficult to predict based on reaction stoichiometry and mass balance. We sampled a large space of data of chemical production from *S. cerevisiae*, and developed a statistics-based model to calculate production yield using input variables that represent the number of enzymatic steps in the key biosynthetic pathway of interest, metabolic modifications, cultivation modes, nutrition and oxygen availability.

**Results:** Based on the production data of about 40 chemicals produced from *S. cerevisiae*, metabolic engineering methods, nutrient supplementation, and fermentation conditions described therein, we generated mathematical models with numerical and categorical variables to predict production yield. Statistically, the models showed that: 1. Chemical production from central metabolic precursors decreased exponentially with increasing number of enzymatic steps for biosynthesis (>30% loss of yield per enzymatic step, P-value = 0); 2. Categorical variables of gene overexpression and knockout improved product yield by 2~4 folds (P-value < 0.1); 3. Addition of notable amount of intermediate precursors or nutrients improved product yield by over five folds (P-value < 0.05); 4. Performing the cultivation in a well-controlled bioreactor enhanced the yield of product by three folds (P-value < 0.05); 5. Contribution of oxygen to product yield was not statistically significant. Yield calculations for various chemicals using the linear model were in fairly good agreement with the experimental values. The model generally underestimated the ethanol production as compared to other chemicals, which supported the notion that the metabolism of *Saccharomyces cerevisiae* has historically evolved for robust alcohol fermentation.

**Conclusions:** We generated simple mathematical models for first-order approximation of chemical production yield from *S. cerevisiae*. These linear models provide empirical insights to the effects of strain engineering and cultivation conditions toward biosynthetic efficiency. These models may not only provide guidelines for metabolic engineers to synthesize desired products, but also be useful to compare the biosynthesis performance among different research papers.

## Background

Producing small-molecule chemicals from microbial biocatalysts offers several advantages. Unlike conventional chemical synthesis which are heavily dependent on petroleum-derived substrates, microbes are able to use renewable materials to synthesize many commodity

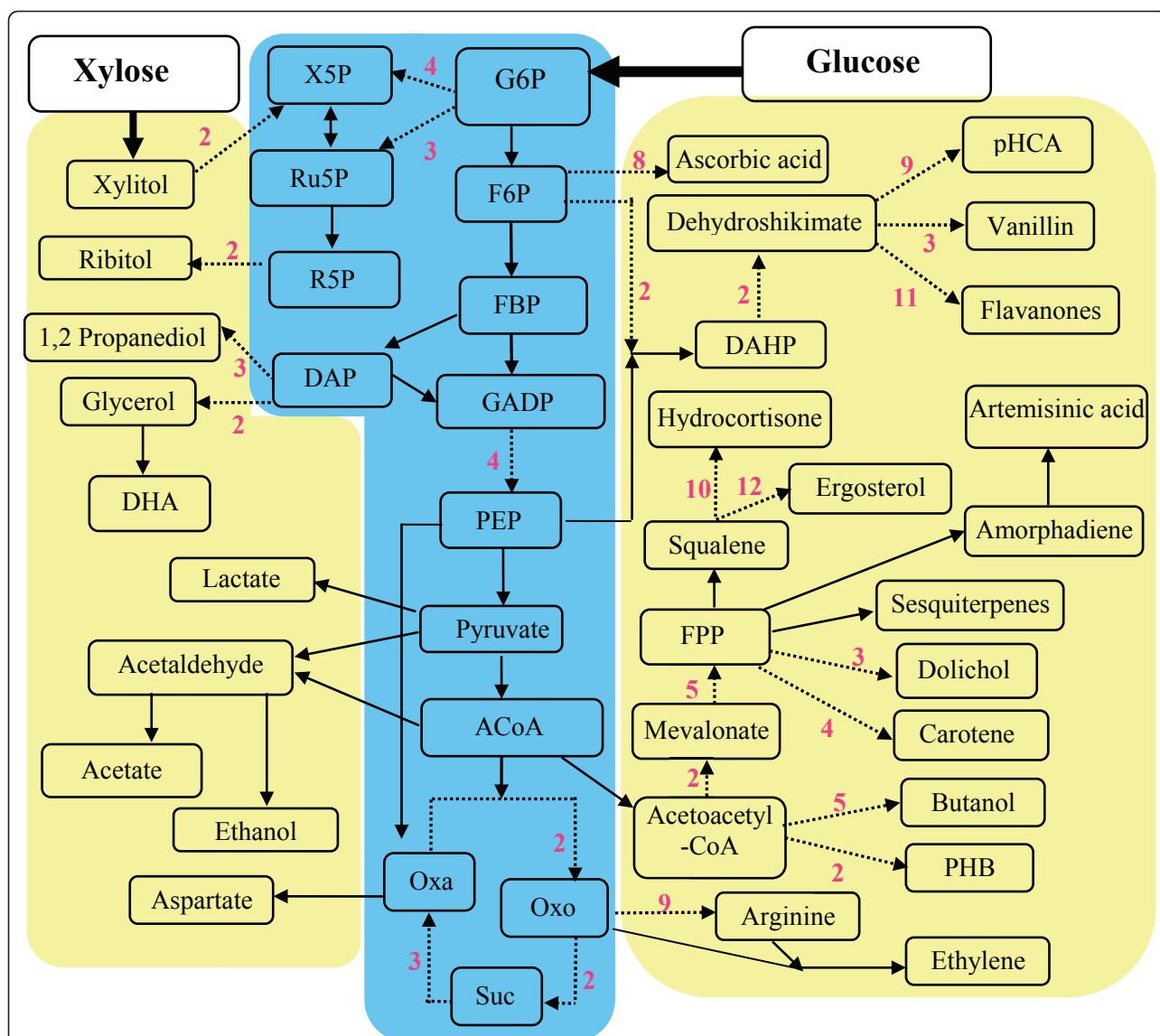
chemicals and fuels [1] (Figure 1). Due to its scalability, microorganisms are also suitable platforms to synthesize pharmaceutical molecules that are conventionally produced from extracting large amounts of natural resources. Among many industrial microorganisms, the baker's yeast, i.e., *S. cerevisiae* continues to emerge as a preferred production platform [2]. *S. cerevisiae* is typically known for its robustness in fermenting sugars into alcohol. In the recent past, it has also gained importance as a heterologous platform to synthesize many precursors of commodity chemicals and pharmaceuticals [1].

\* Correspondence: leonarde@mit.edu; yinjie.tang@wustl.edu

<sup>1</sup>Department of Energy, Environmental and Chemical Engineering, Washington University, St. Louis, MO 63130, USA

<sup>2</sup>Department of Chemical Engineering, Massachusetts Institute of Technology, Cambridge, MA 02139, USA

Full list of author information is available at the end of the article



In general, chemical production using whole-cell biocatalysts are achieved by genetic engineering to extend the substrate range of an existing biosynthetic pathway or to introduce new biosynthetic pathways (either derived from other organisms, or completely novel). Rational metabolic engineering approaches then analyze the cellular metabolism and improve production titer by over-expressing rate-limiting enzymes or deleting competing pathways. In general, the actual yield of chemical production is not easily predicted due to the complexity of biological systems and dependency of cultivation

conditions. Biological complexities not only include intrinsic properties (such as enzyme kinetics and substrate specificity), but also include enzyme compartmentalization, intracellular signaling, and metabolite transport between eukaryotic cell organelles. Therefore, strain engineering requires multiple rounds of trial-and-error experiments to perform the optimum combination of genetic manipulations. In the present work, we sought to develop mathematical models that could provide *a priori* estimation of chemical production yield from engineered *S. cerevisiae* when given a set of

parameters, namely the number of steps in the biosynthetic pathway of interest, genetic modifications, cultivation conditions, and nutrient and oxygen availability. The coefficients of these parameters were obtained from the regression of the yields and production conditions reported by recent literatures. Such model predicted the empirical yields that were lower than the theoretical productivities under “ideal” conditions. The model results could give metabolic engineers guidelines for increasing desired products and for reducing futile attempts.

### Model development

The model defined several important parameters that influenced the efficiency of chemical production from microbial hosts. The first group of parameters accounted for the number of enzymatic steps in the biosynthetic pathway of interest since it had been shown that this parameter was often inversely correlated with microbial product yield [3]. To enumerate the number of enzymatic steps, we introduced two numerical variables in our model, i.e. PRI and SEC. The variable PRI specified the number of enzymatic steps in primary metabolism (Figure 1), e.g. glycolysis that is required to convert sugar (glucose or galactose) to pyruvate. The variable SEC specified the number of enzymatic steps in the subsequent pathway (typically belongs to secondary metabolism), which catalyzed the conversion of central carbon intermediate into the final product of interest. The next group of variables was to capture the effects of genetic modification. Various genetic strategies have been used to implement metabolic engineering [4,5]. For example, promoters with different strength influence production level. However, for the sake of simplifying our model, variations of genetic components used in metabolic engineering strategies were lumped into two ordinal variables, i.e. OVE, and KNO. OVE signified the introduction of multiple copies of genes of native or heterologous origin for the purpose of improving production level. KNO signifies the alteration of branch pathways that might compete with the pathway of interest [6,7]. We further sub-categorized OVE based on the number of modified genes into OVE<sub>C1</sub> (without “pushing” pathway flux), OVE<sub>C2</sub> (enhancing 1~2 enzyme activities), and OVE<sub>C3</sub> (improving a number of key enzyme functions). KNO was also categorized by KNO<sub>C1</sub> and KNO<sub>C2</sub> (i.e., without knockout or with knockout, respectively). Table 1 explained the specifications for each sub-category.

The yield of metabolite production is also a function of cultivation conditions and nutrient availability. For instance, production of metabolites from a bioreactor is often higher than a shaking flask, due to the increased efficiency of mass transfer of oxygen, substrates, and nutrients. Moreover, culture acidification that often

generates cytotoxicity and maintenance burden to the microbial hosts can be mitigated in a bioreactor by automated pH control. Based on these basic properties, we introduced the variable CUL to represent the general property of a cultivation condition. We also introduced the variable OXY and NUT to capture the effects of oxygen availability and nutrient supplementation, respectively [8-10]. Moreover, the variable INT captured the effect of addition of a secondary carbon source which served as a precursor or an intermediate metabolite of the pathway of interest.

Several assumptions were made to simplify our model development. A) Yield calculation was based on the conversion of major carbon substrate to final product if multiple nutrient sources were supplemented (e.g., yeast extract was not treated as the carbon source). B) We calculated the yields based on two factors: initially added carbon substrate in the culture and final measured product. We neglected the unused carbon substrate that remained in the end of the production. C) To calculate enzymatic steps from the carbon source, the model only considered the key route from the major substrate (mostly glucose) to the final products (enzyme steps for co-factors or ATPs synthesis were neglected). D) For product synthesis promoted by the addition of an intermediate, we had no means of differentiating the carbons derived from added precursor or from the carbon substrate (i.e., glucose). To account for the contribution from both carbon sources, the yield calculation was assumed to be an arithmetic mean of the two yields (One yield was based on substrate, e.g., glucose, and the other yield was estimated from the intermediates). Meanwhile, the number of primary steps or secondary steps were also assumed as an arithmetic mean of two data sets (one variable was counted from substrate; the other variable was counted from the intermediate).

Biochemical systems theory [5] states that reaction rates ( $v_i$ ) can be described by a general power law expression of the type:

$$v_i = \alpha_i \prod_j X_j^{g_{ij}} \quad (1)$$

Where  $X_j$  represents the system variables and the parameters  $\alpha_i$ ,  $g_{ij}$  are the constants. Equation (1) yields a linear form in logarithmic coordinates. Based on similar assumptions, our model for yield prediction used system variables (i.e., numerical or categorical variables related to yeast biosynthesis) to describe the relative carbon flux to the final products.

$$\log_{10} Y = \beta_0 + \beta_{PRI} PRI + \beta_{SEC} SEC + \beta_{OVE,C2} OVE_{C2} + \beta_{OVE,C3} OVE_{C3} + \beta_{KNO,C2} KNO_{C2} + \beta_{NUT,C2} NUT_{C2} + \beta_{INT,C2} INT_{C2} + \beta_{CUL,C2} CUL_{C2} + \beta_{OXY,C2} OXY_{C2} \quad (2)$$

In Equation 2,  $\log_{10} Y$  was the dependent variable which represented production yield (mol C in product/mol C in

**Table 1 Ordinal variables used in the linear regression model**

Ordinal variables	Category 1 (subscript C1)	Category 2 (subscript C2)	Category 3 (subscript C3)
OVE: number of modified genes or pathways	No modified genes or pathways were present.	One or two modified genes or pathways were present.	More than two modified genes or pathways were present.
KNO: number of gene knockouts in known competitive pathways	No gene knockouts were performed.	Gene knockouts were performed.	
NUT: nutrient source	Fermentation occurred in defined medium (only including trace amounts of amino acids or vitamins)	Fermentation occurred in a very rich medium.	
INT: Intermediate	Intermediate was not added	Intermediate was added	
CUL: cultivation mode	Fermentation occurred in a shaking flask.	Fermentation occurred in a batch, fed-batch, or continuous feed bioreactor.	
OXY: oxygen conditions	Fermentation occurred in aerobic conditions.	Fermentation occurred under oxygen-limited conditions (anaerobic or micro-aerobic).	

Note: the input of ordinal variables was specified using a binary system, 1 and 0. When a category (e.g., overexpression Category 2) was applied, the value 1 was assigned to OVEc2. Otherwise, the value 0 was assigned.

primary substrate), given each independent variables  $\beta_i$  [11]. We defined  $\beta_0$  as the intercept in Equation 2, which represented the combined contribution of Category 1 of all ordinal variables.  $\beta_0$  was defined as:

$$\beta_0 = \beta_{OVE,C1} + \beta_{KNO,C1} + \beta_{NUT,C1} + \beta_{INT,C1} + \beta_{CUL,C1} + \beta_{OXY,C1} \quad (3)$$

The ordinal variables (using a binary system) were assigned a value of one if and only if the condition fitted the category in Table 1. Otherwise, the ordinal variables were assigned a value of 0 [12]. (2) To acquire the coefficients in Equation 2 and 3, we compiled data from ~40 publications which described the production of chemicals by *S. cerevisiae* under various experimental conditions. Table 2 summarized the categories assigned to these experimental conditions and the yield of product from our best judgment. Using these data, we performed regression analysis to fit the model via the software package R [13] to find the regression coefficients and P-values. For this study, a variable was statistically significant (90%) if its P-value was below 0.1.

## Result and Discussion

We constructed simple models which linked several numerical and ordinal variables that affected the yield of chemical production from *S. cerevisiae*. These ordinal variables consisted of the number of modified genes or pathways (OVE), the number of gene knockouts in known competitive pathways (KNO), nutrient source (NUT), intermediate (INT), cultivation mode (CUL), and oxygen availability (OXY). We described the yield of chemical production as the summation of these independent variables in Equation 2. We fitted Equation 2 and determined the coefficients of the variables using

linear regression analysis of ~40 compounds. Although multiple data of production yields were often reported in each literature, the model only considered the best yield under a denoted experimental condition. Then, all experimental conditions were categorized by numerical and ordinal variables. The linear regression coefficients obtained for Equation 2 were given in Equation 4, such that:

$$\log Y = -1.53 - 0.01 PRI - 0.19 SEC + 0.007 OVE_{C2} + 0.52 OVE_{C3} + 0.31 KNO_{C2} + 0.73 NUT_{C2} + 0.77 INT_{C2} + 0.51 CUL_{C2} + 0.27 OXY_{C2} \quad (4)$$

The accuracy of obtained coefficients in Equation 4 was evaluated based on  $R^2$  and the P-value. Here, we used a P-value of 0.1 as the limit below which the result was considered significant [14]. Out of the eight variables specified in our model, SEC, OVE, KNO, NUT, INT and CUL had P-value of less than 0.1. The summary of the P-value of each variable was listed in Table 3. Figure 2A showed a plot of the production yields obtained experimentally and those obtained from model prediction for the corresponding conditions. The correlation of this model to the dataset had an  $R^2$  value of 0.55, which reflected the moderate discrepancy between reported yields and the model-predicted yields. Figure 2B plotted the residuals of model fitting. The residuals appeared to scatter around zero randomly, so the linear model was proper to describe the experimental data.

Interestingly, the number of enzymes in the primary pathway (PRI) did not significantly affect production yield (P-value = 0.76) (Table 3). This suggested that rate-limiting steps to increase chemical production flux often lay in the downstream pathway of central metabolism. The coefficient of SEC was negative. This suggested that the length of a pathway downstream of central metabolism negatively

**Table 2 Dataset used for the linear regression**

Reference	Product	Yield	Primary Step	Second Step	OVE_C2	OVE_C3	KNO_C2	NUT_C2	INT_C2	CUL_C2	OXY_C2
[41]	(E, E, E)-Geranylgeraniol	0.00025	10	10	1	0	0	1	0	0	0
[41]	(E, E, E)-Geranylgeraniol	0.014	10	10	0	1	0	1	0	0	0
[41]	(E, E, E)-Geranylgeraniol	0.047	10	10	0	1	0	1	0	0	0
[41]	(E, E, E)-Geranylgeraniol	0.018	10	10	0	1	0	1	0	0	0
[41]	(E, E, E)-Geranylgeraniol	0.031	10	10	0	1	0	1	0	0	0
[41]	(E, E, E)-Geranylgeraniol	0.058	10	10	0	1	0	1	0	0	0
[41]	(E, E, E)-Geranylgeraniol	0.14	10	10	0	1	0	1	0	1	0
[42]	1,2-Propanediol	0.014	4	3	1	0	0	1	0	0	0
[43]	1,2-Propanediol	0.010	4	3	1	0	0	1	0	1	0
[43]	1,2-Propanediol	0.026	4	3	1	0	0	1	0	1	0
[44]	5-epi-aristolochene	0.010	10	9	1	0	1	1	0	0	0
[44]	5-epi-aristolochene	0.0090	10	9	1	0	1	1	0	0	0
[45]	Acetate	0.13	9	2	0	0	1	0	0	1	0
[46]	Acetate	0.015	9	2	0	0	1	0	0	1	0
[47]	Acetate	0.26	9	2	0	1	0	0	0	0	1
[48]	Amorphadiene	0.00049	12	9	1	0	0	0	0	0	0
[48]	Amorphadiene	0.0020	12	9	1	0	0	0	0	0	0
[48]	Amorphadiene	0.0040	12	9	1	0	1	0	0	0	0
[48]	Amorphadiene	0.011	12	9	1	0	1	0	0	0	0
[48]	Amorphadiene	0.016	12	9	0	1	1	0	0	0	0
[48]	Amorphadiene	0.016	12	9	0	1	1	0	0	0	0
[49]	Amorphadiene	0.0080	12	9	1	0	1	0	0	0	0
[49]	Amorphadiene	0.0090	12	9	0	1	1	0	0	0	0
[49]	Amorphadiene	0.011	12	9	0	1	1	0	0	0	0
[49]	Amorphadiene	0.013	12	9	0	1	1	0	0	0	0
[48]	Artemisinic acid	0.0030	12	10	0	1	1	0	0	0	0
[48]	Artemisinic acid	0.011	12	10	0	1	1	0	0	1	0
[50]	Cyanophycin	0.12	10(0)	2(1)	1	0	1	1	1	0	0
[50]	Cyanophycin	0.10	10(0)	2(1)	1	0	1	1	1	0	0
[50]	Cyanophycin	0.15	10(0)	2(1)	1	0	1	1	1	0	0
[51]	Dihydroxyacetone	0.0040	4	3	1	0	0	0	0	0	0
[51]	Dihydroxyacetone	0.034	4	3	1	0	1	0	0	0	0
[52]	D-Lactic acid	0.61	9	1	1	0	1	1	0	0	1
[53]	Dolichol	0.00010	10	11	0	0	0	1	0	0	0
[53]	Dolichol	0.00018	10	11	1	0	0	0	0	0	0
[53]	Ergosterol	0.00015	10	21	0	0	0	1	0	0	0
[53]	Ergosterol	0.00020	10	21	1	0	0	0	0	0	0
[20]	Ethanol	0.55	9	2	1	0	0	0	0	1	1
[20]	Ethanol	0.47	8	2	0	1	0	0	0	1	1
[54]	Ethanol	0.080	8	2	0	1	0	0	0	1	0
[54]	Ethanol	0.12	8	2	0	1	0	0	0	1	1
[54]	Ethanol	0.15	8	2	0	1	0	0	0	1	1
[55]	Ethanol	0.53	9	2	1	0	0	1	0	0	0
[55]	Ethanol	0.20	9	2	1	0	0	1	0	0	0
[55]	Ethanol	0.47	9	2	1	0	0	1	0	0	0
[55]	Ethanol	0.42	9	2	0	0	0	1	0	0	0
[55]	Ethanol	0.36	9	2	0	0	0	1	0	0	0
[46]	Ethanol	0.44	9	2	0	0	1	0	0	1	0
[46]	Ethanol	0.32	8	2	0	0	1	0	0	1	1
[56]	Ethanol	0.52	9	2	1	0	0	0	0	0	0
[47]	Ethanol	0.55	9	2	0	1	0	0	0	0	1

**Table 2 Dataset used for the linear regression (Continued)**

[47]	Ethanol	0.39	9	2	0	1	0	0	0	0	1
[47]	Ethanol	0.51	9	2	0	1	1	0	0	0	1
[57]	Ethylene*	0.00069	13	10	1	0	0	0	0	1	0
[44]	Farnesol	0.036	10	9	0	0	1	1	0	0	0
[58]	Flavanones	0.030	10(0)	14(3)	0	1	0	0	1	0	0
[58]	Flavanones	0.053	10(0)	14(3)	0	1	0	0	1	0	0
[59]	Formate	0.00024	6	7	0	0	1	0	0	0	0
[59]	Formate	0.00030	6	7	0	0	1	0	0	0	0
[60]	Geraniol	0.00011	10	8	1	0	0	0	0	0	0
[60]	Geraniol	0.00019	10	8	1	0	1	0	0	0	0
[60]	Geraniol	0.00019	10	8	1	0	1	0	0	0	0
[61]	Glycerol	0.12	4	2	1	0	0	0	0	1	0
[61]	Glycerol	0.12	4	2	1	0	0	0	0	1	0
[45]	Glycerol	0.41	4	2	1	0	1	0	0	1	0
[45]	Glycerol	0.45	4	2	1	0	1	0	0	1	0
[45]	Glycerol	0.45	4	2	1	0	1	0	0	0	0
[62]	Glycerol	0.49	4	2	0	0	1	1	0	1	0
[62]	Glycerol	0.41	4	2	0	0	1	1	0	1	0
[46]	Glycerol	0.050	4	2	0	0	1	0	0	1	0
[46]	Glycerol	0.037	2	4	0	0	1	0	0	1	1
[63]	Glycerol	0.45	4	2	0	0	1	0	0	1	0
[63]	Glycerol	0.54	4	2	1	0	1	0	0	1	0
[30]	Glycerol 3-phosphate	0.0010	4	1	1	0	1	0	0	0	1
[64]	Hydrocortisone	0.0020	10(0)	19(2)	1	0	0	1	1	0	0
[64]	Hydrocortisone	0.0020	10(0)	19(2)	1	0	1	1	1	0	0
[64]	Hydrocortisone	0.021	10(0)	19(2)	1	0	1	1	1	0	0
[64]	Hydrocortisone	0.026	10(0)	19(2)	1	0	1	1	1	0	0
[65]	Lactate	0.44	9	1	1	0	0	1	0	1	0
[66]	Lactate	0.21	9	1	1	0	0	0	0	1	0
[67]	L-Ascorbic acid	0.14	2(0)	8(2)	1	0	0	0	1	0	0
[67]	L-Ascorbic acid	0.066	2(0)	8(2)	1	0	0	0	1	0	0
[60]	Linalool	$8.8 \times 10^{-5}$	10	8	1	0	0	0	0	0	0
[60]	Linalool	$2.3 \times 10^{-5}$	10	8	1	0	1	0	0	0	0
[68]	L-Lactic Acid	0.65	9	1	1	0	1	1	0	0	0
[32]	Malate	0.28	11	0	0	1	0	0	0	0	0
[49]	Mevalonate	0.022	12	3	0	1	1	0	0	0	0
[49]	Mevalonate	0.022	12	3	0	1	1	0	0	0	0
[69]	Naringenin	0.0070	8(0)	15(3)	0	1	0	0	1	0	0
[69]	Naringenin	0.0020	8(0)	15(5)	0	1	0	0	1	0	0
[15]	Naringenin	0.00058	10	14	0	1	0	1	0	0	0
[70]	n-Butanol	0.00020	12	<b>6</b>	0	1	0	0	0	0	1
[69]	p-Coumaric Acid	0.033	8(0)	12(2)	0	1	0	0	1	0	0
[71]	p-Hydroxycinnamic acid	0.00020	8	12	1	0	0	0	0	0	0
[71]	p-Hydroxycinnamic acid	0.20	8(0)	12(2)	1	0	0	0	1	0	0
[15]	Pinocembrin	$6.6 \times 10^{-5}$	10	14	0	1	0	1	0	0	0
[72]	Poly[(R)-3-hydroxybutyrate]	0.00056	10	3	1	0	0	0	0	0	0
[72]	Poly[(R)-3-hydroxybutyrate]	0.003	10	3	1	0	0	0	0	0	0
[72]	Poly[(R)-3-hydroxybutyrate]	0.012	10	3	0	1	0	0	0	0	0
[72]	Poly[(R)-3-hydroxybutyrate]	0.00047	10	3	1	0	0	0	0	1	0
[72]	Poly[(R)-3-hydroxybutyrate]	0.0090	10	3	1	0	0	0	0	1	0
[72]	Poly[(R)-3-hydroxybutyrate]	0.018	10	3	0	1	0	0	0	1	0
[72]	Poly[(R)-3-hydroxybutyrate]	0.0010	10	3	0	1	0	0	0	1	1

**Table 2 Dataset used for the linear regression (Continued)**

[72]	Poly[(R)-3-hydroxybutyrate]	0.017	10	3	0	1	0	1	0	0	0
[44]	Premnaspirodiene	0.011	10	9	1	0	1	1	0	0	0
[44]	Premnaspirodiene	0.0090	10	9	1	0	1	1	0	0	0
[73]	Pyruvate	0.55	9	0	0	0	1	0	0	1	0
[46]	Pyruvate	0.0050	9	0	0	0	1	0	0	1	0
[74]	Reticuline	0.051	8(0)	16(3)	0	1	0	0	1	0	0
[75]	Ribitol	0.0020	5	2	0	0	1	0	0	0	0
[75]	Ribitol	0.027	5	2	1	0	1	0	0	0	0
[75]	Ribitol	0.017	5	2	1	0	1	0	0	0	0
[75]	Ribitol	0.021	5	2	1	0	1	0	0	0	0
[41]	Squalene	0.042	10	9	1	0	0	1	0	0	0
[76]	Taxadiene	$7.7 \times 10^{-5}$	12	8	0	1	0	1	0	0	0
[77]	Vanillin	0.0030	3	6	0	1	1	1	0	0	0
[75]	Xylitol	0.0070	5	2	1	0	1	0	0	0	0
[75]	Xylitol	0.014	5	2	1	0	1	0	0	0	0
[75]	Xylitol	0.014	5	2	1	0	1	0	0	0	0
[47]	Xylitol	0.27	5	2	0	1	0	0	0	0	1
[47]	Xylitol	0.29	5	2	0	1	1	0	0	0	1
[78]	$\beta$ -carotene	$4.5 \times 10^{-7}$	10	14	1	0	0	0	0	0	0
[78]	$\beta$ -carotene	$2.9 \times 10^{-6}$	10	14	0	1	0	0	0	0	0
[78]	$\beta$ -carotene	0.00011	10	14	0	1	0	0	0	0	0
[78]	$\beta$ -carotene	0.00036	10	14	0	1	0	0	0	0	0
[78]	$\beta$ -carotene	0.0010	10	14	0	1	0	0	0	0	0

Note: Some papers show that the biosynthesis can be enhanced by supplementing additional precursors. In the parenthesis, we had listed the number of enzyme steps from the added intermediates to final products.

\* Steps for ethylene was based on the arginine route.

affected production yield. Specifically, addition of a new enzymatic step in a secondary metabolic pathway reduced product yield by 36% (for numerical variable SEC:  $10^{\beta_{SEC}} = 10^{-0.19} = 64\%$ ). A good demonstration of the effect of pathway length on product yield was found in the case of naringenin production [15]. With the following inputs of variables PRI = 10 (Galactose to PEP), SEC = 14 (i.e., 10 steps from PEP to phenylalanine; 4 steps from phenylalanine to flavanone), KNO = INT = CUL = OXY =

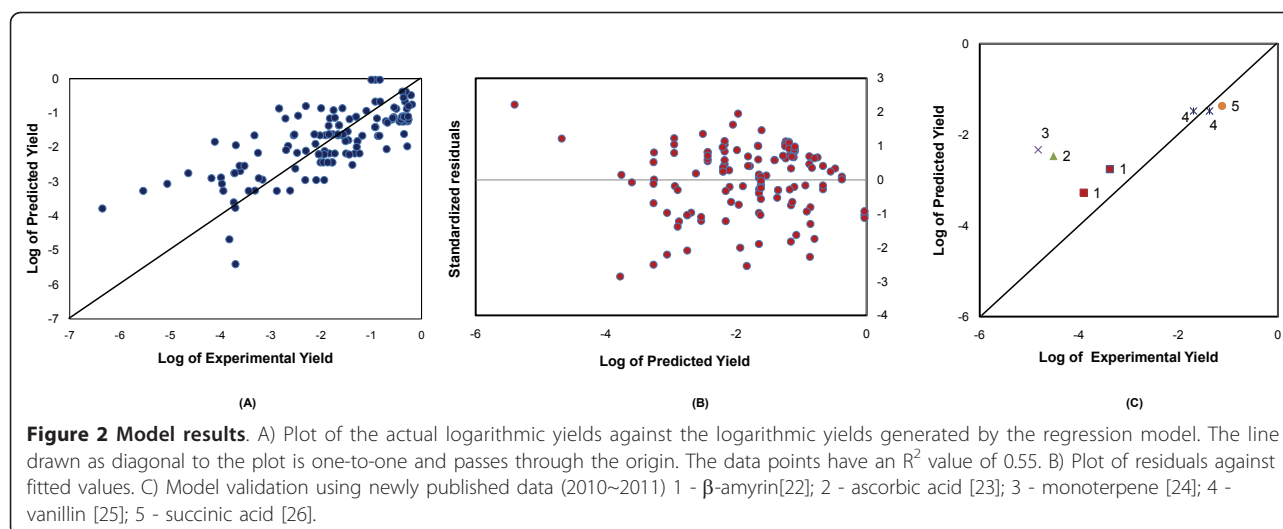
category 1, NUT = Category 2; OVE = Category 3; the model calculated:

Yield =  $10^{-1.53 - (0.01 \times 10) + (-0.19 \times 14) + 0.52 + 0.73} = 0.0009$  (The reported experimental production yield was 0.00058). In most cases, our model-predicted yields were within the range of one order of magnitude compared to the experimental values.

Since the number of steps in central metabolism (PRI) did not significantly affect production yield, we

**Table 3 Regression coefficients and P-values for *S. Cerevisiae* Model**

Variable	Model 1			Model 2			Model 3		
	With primary steps			Without primary steps			Ethanol as a primary metabolite		
	Coefficient	P-value	Std. Error	Coefficient	P-value	Std. Error	Coefficient	P-value	Std. Error
Intercept	-1.53	0	0.42	-1.60	0	0.34	-1.73	0	0.41
Primary step	-0.01	0.76	0.04	-	-	-	0.003	0.93	0.03
Secondary step	-0.19	0	0.02	-0.19	0	0.02	-0.19	0	0.02
OVE <sub>c2</sub>	0.007	0.98	0.26	0.0003	0.99	0.25	0.05	0.84	0.24
OVE <sub>c3</sub>	0.52	0.07	0.29	0.50	0.079	0.28	0.56	0.05	0.28
KNO <sub>c2</sub>	0.31	0.08	0.18	0.31	0.078	0.18	0.37	0.03	0.17
NUT <sub>c2</sub>	0.73	0	0.18	0.73	0	0.18	0.71	0	0.17
INT <sub>c2</sub>	0.77	0.02	0.31	0.82	0.001	0.25	0.86	0.004	0.29
CUL <sub>c2</sub>	0.51	0.02	0.22	0.51	0.02	0.21	0.51	0.02	0.21
OXY <sub>c2</sub>	0.27	0.32	0.27	0.28	0.31	0.27	0.12	0.65	0.27
Multiple R <sup>2</sup>		0.55			0.55			0.58	



computed another set of regression coefficients for Equation 2 without the variable PRI, to yield a simplified form Equation 5.

$$\log Y = -1.60 - 0.19 \text{ SEC} + 0.0003 \text{ OVE}_{C2} + 0.50 \text{ OVE}_{C3} + 0.31 \text{ KNO}_{C2} + 0.73 \text{ NUT}_{C2} + 0.82 \text{ INT}_{C2} + 0.51 \text{ CUL}_{C2} + 0.28 \text{ OXY}_{C2} \quad (5)$$

As shown in Table 3, regression using Equation 2 with the exclusion of the variable PRI did not change the  $R^2$  value. This result indicated that the number of enzymatic steps in primary metabolism did not significantly affect product yield. Presumably, fluxes in central metabolic pathways were typically high and robust [16], when compared to those downstream secondary pathways. It has been demonstrated recently that production of chemicals was significantly improved, only when the capacity of a downstream pathway was increased [17].

Metabolic engineering typically involves pathway modification [16-22] to shift metabolic fluxes into a desired product or to permit the use of an alternative carbon source. We defined the variable OVE, and KNO in Equation 2 to capture the effect of pathway overexpression, and deletion, respectively. The regression of experimental data using Equation 2 showed that the coefficients of  $\text{OVE}_{C2}$  and  $\text{OVE}_{C3}$  had positive values (Table 3). The model successfully captured the contribution of both pathway overexpression and gene deletions to increase product yield in *S. cerevisiae*. The high P-value of  $\text{OVE}_{C2}$  (0.98) indicated that statistically, the overexpression of a small number of genes (1-2) was uncertain to improve production yield. However, the coefficient of  $\text{OVE}_{C3}$  ( $= 0.52$ ; P-value = 0.07) indicated the effectiveness of multiple gene modification to resolve the bottleneck steps. This observation is consistent to the fact that metabolic fluxes generally do not sensitively respond to changes of single enzyme activity, but are controlled by all key enzymes along the biosynthesis

pathway. On the other hand, the regression coefficients of  $\text{KNO}_{C2}$  had positive value ( $= 0.31$ , P-value = 0.08), and thus the removal of competitive pathways could be effective to increase production yield.

It is a general knowledge that bioprocess conditions affect cellular viability and product yield. Our model suggested fermentation using a well-controlled bioreactor improved production yield by 3.2 times ( $\text{CUL}_{C2} : 10^{\beta_{\text{CUL}_{C2}}} = 10^{0.51}$ ). The model further suggested that fermentation under anaerobic or microaerobic condition could enhance yield compared to aerobic fermentation. However, such enhancement was not statistically significant (P-value = 0.32). This observation could be explained by the fact that *S. cerevisiae* produced fermentative products (ethanol and glycerol) (Crabtree effect) [18,19] under aerobic and glucose-sufficient medium. Therefore, aerobic metabolism in *S. cerevisiae* could operate similarly to metabolism under oxygen-limited condition. The coefficient for the variable INT was 0.77, which represented that the supplementation of a precursor metabolite translated to an approximately six fold increase of the product yield (P-value = 0.02). Similarly, the addition of nutrients (such as yeast extract) also significantly increased production yield (the coefficient of  $\text{NUT}_{C2}$  was 0.73). The contributions of INT and NUT to product formation indicated that intermediates/nutrients provided building blocks or energy sources that reduced the rate-limiting steps in biosynthetic pathways.

We used Equation 2 to compute the production yield of chemicals according to the specifications listed in Table 2. We observed that, for ethanol production, the experimental values were generally higher than the empirical model predictions. In reality, the reported maximum ethanol yield could reach 0.5 mol C-ethanol/mol C-glucose [20], which could be several folds higher

than model predictions. To mitigate this discrepancy, we re-categorized the ethanol synthesis pathway as the primary pathway to generate Equation 6.

$$\log Y = -1.73 + 0.003 \text{ PRI} - 0.19 \text{ SEC} + 0.05 \text{ OVE}_{C2} + 0.56 \text{ OVE}_{C3} + 0.37 \text{ KNO}_{C2} + 0.71 \text{ NUT}_{C2} + 0.86 \text{ INT}_{C2} + 0.51 \text{ CUL}_{C2} + 0.12 \text{ OXY}_{C2} \quad (6)$$

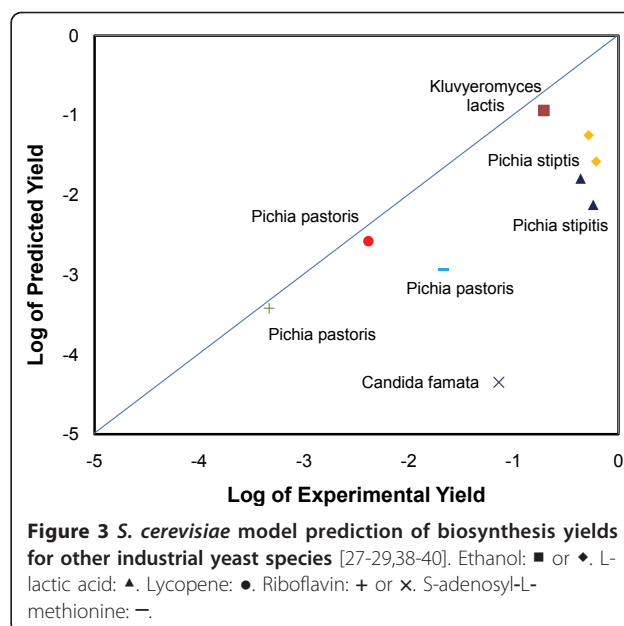
Regression of the data using Equation 6 improved the  $R^2$  value from 0.55 to 0.58, demonstrating that ethanol could be better assumed as a central metabolite for *S. cerevisiae*. Using Equation 6, we predicted ethanol production based on a recent reference [21] by specifying  $\text{PRI} = 11$ ,  $\text{SEC} = 1$  (cellulose degradation step),  $\text{OVE} = \text{C3}$ ,  $\text{KNO} = \text{C1}$ ;  $\text{NUT} = \text{C2}$ ,  $\text{INT} = \text{C1}$ ,  $\text{CUL} = \text{C1}$ , and  $\text{OXY} = \text{C2}$ . The ethanol production yield calculated by Equation 6 was 0.31. This value was in good agreement with the reported values of  $\sim 0.4$  [21].

### Model Applications and Limitations

The main application of the model is to predict the biosynthesis yield from *S. cerevisiae*. The model were validated by “unseen data” (Figure 2C) from some randomly selected new publications (2010~2011). The model predicted the yields based on the reported experimental conditions described by these papers [22-26]. Most yield data were close to model predictions. The predictive power of the model was consistent with the model quality described in Table 3.

Furthermore, the model can reveal the metabolic features of *S. cerevisiae*. For example, the modified model Equation 6 showed that it was better to treat ethanol pathway as the primary routes in cell metabolism, because of the strong ability for ethanol fermentation by yeast, possibly due to long-term process for selecting yeast as alcohol producer through human history. The model can also be useful for comparing the productivity among other yeast species (Figure 3). For example, riboflavin producer, *Candida famata*, exhibits a high riboflavin productivity (2~3 order of magnitude higher than model prediction) [27]. *Pichia pastoris*, a common species for protein expression, shows high S-adenosyl-L-methionine productivity if a large amount of the intermediate methionine was repeatedly added in the medium [28]. Besides, *Pichia stipitis* also has high yields of L-lactic acid and ethanol from glucose and xylose [29]. Figure 3 demonstrated that some yeast species were able to explore their native pathways for biosynthesis of certain products with extraordinary efficiency (better than *S. cerevisiae*), therefore, these yeast species may be alternative hosts for certain biotechnology applications.

The accuracy of the model predictions for some products could be poor due to several limitations during model development. First, the category was a rough estimation of experimental conditions especially for variables related to gene modifications (OVE and KNO),



and the yields could be very different even in the same category. Second, some products, despite large synthesis rates, were either not very stable or difficult to accumulate in a large quantity due to consumptions by downstream pathways or product degradations (e.g., Glycerol 3-phosphate [30]). Their yields could be significantly lower than model predictions even though the actual flux to the product was high. Third, the coefficient  $\beta_{\text{SEC}}$  from model regression could not account for the big variances of biosynthesis efficiency or potentially feedback inhibitions in secondary pathways. For example, butanol synthesis is significantly improved via non-fermentative amino acid pathways compared to traditional acetyl-CoA routes [31], because amino acid synthesis pathways in microorganisms are more effective than other heterogeneous pathways. Fourth, because of limited information from the references, the yield calculation could not precisely include the  $\text{CO}_2$  fixation (e.g., overexpression of the native carboxylase pathway: pyruvate +  $\text{CO}_2 \rightarrow$  oxaloacetate) [32] or the nutrients utilization in the rich medium. Fifth, the model neglected enzyme steps related to energy metabolism (such as ATP and NADPH synthesis), while cofactor imbalance can also affect the product yields.

### Comparison to the previously published *E. coli* model [33]

Recently, we have constructed the *E. coli* model using same modeling approach. Compared to the *E. coli* model, *S. cerevisiae* shows several differences: 1. Oxygen conditions made a more significant impact on biosynthesis yield in *E. coli* than that in *S. cerevisiae*; 2. The genetic modification in *E. coli* had higher uncertainty for metabolic outcomes; 3. For metabolic pathways from

precursors to final products, loss of yield per biosynthesis step (~30%) in *S. cerevisiae* is higher than that in *E. coli* (10~20%). Interestingly, *E. coli* model states that primary metabolism influences product yield (a relatively small P-value of 0.06) which indicates the balance of precursor production from central metabolism is also an important consideration for metabolic engineering of *E. coli*. For example, it has been demonstrated that lycopene production with *E. coli* was enhanced by redirecting the carbon flux from pyruvate to G3P [34], but feeding other central metabolite precursors (such as pyruvate) could not improve lycopene production. On the other hand, the *S. cerevisiae* model indicates that it is less likely that the number of steps in central metabolism play a bottleneck role in the production of metabolites derived from it, while the bottlenecks are more likely in the secondary pathways (from central precursors to the final product). Therefore, the metabolic strategies should focus on the secondary pathways to have a better chance for increasing final yield. Although modification of central metabolism may affect microbial physiologies, a few studies indicate the robustness of the central metabolism in *S. cerevisiae* because of its importance to cell vitality. For example, *S. cerevisiae* may maintain central metabolic fluxes via gene duplication and alternative pathways under different environmental and physiological conditions [16,35]. Therefore, the inflexibility of central pathways in *S. cerevisiae* is likely to render metabolic engineering strategies ineffective when targeting enzymes in central metabolism. In general, the unique metabolic features of yeast and bacteria can be of important consideration when choosing a production host.

## Conclusions

Although *S. cerevisiae* has been widely used as a robust industrial organism for metabolic engineering applications, many metabolic features of this organism for biosynthesis under various conditions remain unknown. In this study, the statistic model for yeast biosynthesis permits *a priori* calculation of the final product yield achievable by current biotechnology. Unlike other *in silico* models based on mass balance or thermodynamics (such as FBA model) [36,37], our model is based on a statistical analysis of published data using numerical and ordinal variables (categorized experimental conditions). The model has three applications. 1. The yield prediction takes into account the genetic design of the microbial host system and the “sub-optimal” conditions under which the fermentation process occurs. 2. The model may identify effective metabolic strategies and at the same time, quantitatively provide the degree of uncertainty (i.e., possibility for failure). For example, statistical analysis shows that, for *S. cerevisiae*, metabolic bottlenecks may be more likely to be in the

secondary metabolic pathways rather than primary pathways, and thus it can narrow down the genetic targets and avoid futile work. 3. This model may be used to qualitatively benchmark yields of different engineered production platforms.

## Acknowledgements

This study was supported by a grant from the National Science Foundation (MCB0954016). The authors also thank Bing Wu, Xueyang Feng, Peter Colletti and Yogesh Goyal for helping with data collection.

## Author details

<sup>1</sup>Department of Energy, Environmental and Chemical Engineering, Washington University, St. Louis, MO 63130, USA. <sup>2</sup>Department of Chemical Engineering, Massachusetts Institute of Technology, Cambridge, MA 02139, USA.

## Authors' contributions

Conceived and designed the models: YJT, AMV, and EL. Data collection and analysis: AMV and YX. Wrote the paper: AMV, YJT and EL. All authors have read and approved the final manuscript.

## Competing interests

The authors declare that they have no competing interests.

Received: 8 March 2011 Accepted: 21 June 2011

Published: 21 June 2011

## References

1. Chemler J, Yan Y, Koffas M: **Biosynthesis of isoprenoids, polyunsaturated fatty acids and flavonoids in *Saccharomyces cerevisiae*.** *Microbial Cell Factories* 2006, **5**(1):20.
2. Krivoruchko A, Siewers V, Nielsen J: **Opportunities for yeast metabolic engineering: Lessons from synthetic biology.** *Biotechnology Journal*; 2011:6:262-276.
3. Clomburg JM, Gonzalez R: **Biofuel production in *Escherichia coli*: the role of metabolic engineering and synthetic biology.** *Applied Microbiology and Biotechnology* 2010, **86**(2):419-434.
4. Jarboe LR, Zhang X, Wang X, Moore JC, Shanmugam KT, Ingram LO: **Metabolic engineering for production of biorenewable fuels and chemicals: contributions of synthetic biology.** *Journal of Biomedicine and Biotechnology* 2010, Article ID 761042.
5. Stephanopoulos GN, Aristidou AA, Nielsen J: **Metabolic engineering principles and methodologies.** San Diego: Academic Press; 1998.
6. Bailey JE: **Toward a science of metabolic engineering.** *Science* 1991, **252**(5013):1668-1675.
7. Clark DS, Blanch HW: **Biochemical engineering.** Boca Raton: CRC Press; 1997.
8. Pelczar MJ Jr, Chan ECS, Krieg NR: **Microbiology.** New York: McGraw-Hill; 1998.
9. Hahn-Hagerdal B, Karhumaa K, Larsson C, Gorwa-Grauslund M, Gorgens J, van Zyl W: **Role of cultivation media in the development of yeast strains for large scale industrial use.** *Microbial Cell Factories* 2005, **4**(1):31.
10. Bailey EJ, Ollis FD: **Biochemical engineering fundamentals, 2 edn.** New York: McGraw-Hill; 1986.
11. Weisberg S: **Applied Linear Regression.** New York: John Wiley & Sons; 2005.
12. Tang YJ, Qi L, Krieger-Brockett B: **Evaluating factors that influence microbial phenanthrene biodegradation rates by regression with categorical variables.** *Chemosphere* 2005, **59**(5):729-741.
13. Team RDC: **R: A language and environment for statistical computing.** Vienna: R Foundation for Statistical Computing; 2010.
14. du Prel JB, Hommel G, Rohrig B, Blettner M: **Confidence interval or p-value? part 4 of a series on evaluation of scientific publications.** *Deutsches Arzteblatt International* 2009, **106**(19):335-339.
15. Jiang HX, Wood KV, Morgan JA: **Metabolic engineering of the phenylpropanoid pathway in *Saccharomyces cerevisiae*.** *Applied and Environmental Microbiology* 2005, **71**(6):2962-2969.

16. Maltsev N, Glass EM, Ovchinnikova G, Gu Z: **Molecular Mechanisms Involved in Robustness of Yeast Central Metabolism against Null Mutations.** *Journal of Biochemistry* 2005, **137**(2):177-187.
17. Leonard E, Ajikumar PK, Thayer K, Xiao WH, Mo JD, Tidor B, Stephanopoulos G, Prather KL: **Combining metabolic and protein engineering of a terpenoid biosynthetic pathway for overproduction and selectivity control.** *Proceedings of the National Academy of Sciences of the United States of America* 2010, **107**(31):13654-13659.
18. Merico A, Sulo P, Piskur J, Compagno C: **Fermentative lifestyle in yeasts belonging to the *Saccharomyces* complex.** *FEBS Journal* 2007, **274**:976-989.
19. Piskur J, Rozpedowska E, Polakova S, Merico A, Compagno C: **How did *Saccharomyces* evolve to become a good brewer?** *Trends in Genetics* 2006, **22**(4):183-186.
20. Bro C, Regenber B, Forster J, Nielsen J: **In silico aided metabolic engineering of *Saccharomyces cerevisiae* for improved bioethanol production.** *Metabolic Engineering* 2006, **8**(2):102-111.
21. Wen F, Sun J, Zhao HM: **Yeast surface display of trifunctional minicellulosomes for simultaneous saccharification and fermentation of cellulose to ethanol.** *Applied and Environmental Microbiology* 2009, **76**(4):1251-1260.
22. Madsen KM, Udatha GDBRK, Semba S, Otero JM, Koetter P, Nielsen J, Ebizuka Y, Kushiro T, Panagiotou G: **Linking Genotype and Phenotype of *Saccharomyces cerevisiae* Strains Reveals Metabolic Engineering Targets and Leads to Triterpene Hyper-Producers.** *PLoS ONE* 2011, **6**(3):e14763.
23. Fossati T, Solinas N, Porro D, Branduardi P: **L-ascorbic acid producing yeasts learn from plants how to recycle it.** *Metabolic Engineering* 2011, **13**(2):177-185.
24. Rico J, Pardo E, Orejas M: **Enhanced production of a plant monoterpene by overexpression of the 3-hydroxy-3-methylglutaryl coenzyme A reductase catalytic domain in *Saccharomyces cerevisiae*.** *Applied and Environmental Microbiology* 2010, **76**(19):6449-6454.
25. Brochado A, Matos C, Moller B, Hansen J, Mortensen U, Patil K: **Improved vanillin production in baker's yeast through in silico design.** *Microbial Cell Factories* 2010, **9**(1):84.
26. Raab AM, Gebhardt G, Bolotina N, Weuster-Botz D, Lang C: **Metabolic engineering of *Saccharomyces cerevisiae* for the biotechnological production of succinic acid.** *Metabolic Engineering* 2010, **12**(6):518-525.
27. Dmytruk KV, Yatsyshyn VY, Sybirna NO, Fedorovych DV, Sibirny AA: **Metabolic engineering and classic selection of the yeast *Candida famata* (*Candida flarer*) for construction of strains with enhanced riboflavin production.** *Metabolic Engineering* 2011, **13**(1):82-88.
28. Hu XQ, Chu J, Zhang Z, Zhang SL, Zhuang YP, Wang YH, Guo MJ, Chen HX, Yuan ZY: **Effects of different glycerol feeding strategies on S-adenosyl-L-methionine biosynthesis by P-GAP-driven *Pichia pastoris* overexpressing methionine adenosyltransferase.** *Journal of Biotechnology* 2008, **137**(1-4):44-49.
29. Ilmen M, Koivuranta K, Ruohonen L, Suominen P, Penttila M: **Efficient production of L-lactic acid from xylose by *Pichia stipitis*.** *Applied and Environmental Microbiology* 2007, **73**(1):117-123.
30. Popp A, Nguyen HTT, Boulahya K, Bideaux C, Alfenore S, Guillouet SE, Nevoigt E: **Fermentative production of L-glycerol 3-phosphate utilizing a *Saccharomyces cerevisiae* strain with an engineered glycerol biosynthetic pathway.** *Biotechnology and Bioengineering* 2008, **100**(3):497-505.
31. Atsumi S, Hanai T, Liao JC: **Non-fermentative pathways for synthesis of branched-chain higher alcohols as biofuels.** *Nature* 2008, **451**(7174):86-89.
32. Zelle RM, de Hulster E, van Winden WA, de Waard P, Dijkema C, Winkler AA, Geertman JMA, van Dijken JP, Pronk JT, van Maris AJA: **Malic acid production by *Saccharomyces cerevisiae*: Engineering of pyruvate carboxylation, oxaloacetate reduction, and malate export.** *Applied and Environmental Microbiology* 2008, **74**(9):2766-2777.
33. Colletti PF, Goyal Y, Varman AM, Feng X, Wu B, Tang YJ: **Evaluating factors that influence microbial synthesis yields by linear regression with numerical and ordinal variables.** *Biotechnology and Bioengineering* 2011, **108**(4):893-901.
34. Farmer WR, Liao JC: **Precursor balancing for metabolic engineering of lycopene production in *Escherichia coli*.** *Biotechnology Progress* 2001, **17**(1):57-61.
35. Blank LM, Kuepfer L, Sauer U: **Large-scale 13C-flux analysis reveals mechanistic principles of metabolic network robustness to null mutations in yeast.** *Genome biology* 2005, **6**(6):R49.
36. Kauffman KJ, Prakash P, Edwards JS: **Advances in flux balance analysis.** *Current Opinion in Biotechnology* 2003, **14**(5):491-496.
37. VanBriesen JM: **Evaluation of methods to predict bacterial yield using thermodynamics.** *Biodegradation* 2002, **13**(3):171-190.
38. Marx H, Mattanovich D, Sauer M: **Overexpression of the riboflavin biosynthetic pathway in *Pichia pastoris*.** *Microbial Cell Factories* 2008, **7**(23).
39. Bao WG, Guiard B, Fang ZA, Donnini C, Gervais M, Passos FML, Ferrero I, Fukuhara H, Bolotin-Fukuhara M: **Oxygen-dependent transcriptional regulator Hap1p limits glucose uptake by repressing the expression of the major glucose transporter gene RAG1 in *Kluyveromyces lactis*.** *Eukaryotic Cell* 2008, **7**(11):1895-1905.
40. Bhatlra A, Schmidt-Dannert C, Lee PC: **Metabolic engineering of *Pichia pastoris* X-33 for lycopen production.** *Process Biochemistry* 2009, **44**(10):1095-1102.
41. Tokuhira K, Muramatsu M, Ohto C, Kawaguchi T, Obata S, Muramoto N, Hirai M, Takahashi H, Kondo A, Sakuradani E, Shimizu S: **Overproduction of geranylgeraniol by metabolically engineered *Saccharomyces cerevisiae*.** *Applied and Environmental Microbiology* 2009, **75**(17):5536-5543.
42. Lee W, DaSilva NA: **Application of sequential integration for metabolic engineering of 1,2-propanediol production in yeast.** *Metabolic Engineering* 2006, **8**(1):58-65.
43. Jeon E, Lee S, Kim D, Yoon H, Oh M, Park C, Lee J: **Development of a *Saccharomyces cerevisiae* strain for the production of 1,2-propanediol by gene manipulation.** *Enzyme and Microbial Technology* 2009, **45**(1):42-47.
44. Takahashi S, Yeo Y, Greenhagen BT, McMullin T, Song L, Maurina-Brunker J, Rosson R, Noel JP, Chappell J: **Metabolic engineering of sesquiterpene metabolism in yeast.** *Biotechnology and Bioengineering* 2007, **97**(1):170-181.
45. Cordier H, Mendes F, Vasconcelos I, Francois JM: **A metabolic and genomic study of engineered *Saccharomyces cerevisiae* strains for high glycerol production.** *Metabolic Engineering* 2007, **9**(4):364-378.
46. Van Vleet JH, Jeffries TW, Olsson L: **Deleting the para-nitrophenyl phosphatase (pNPPase), PHO13, in recombinant *Saccharomyces cerevisiae* improves growth and ethanol production on d-xylose.** *Metabolic Engineering* 2008, **10**(6):360-369.
47. Sonderegger M, Schumperli M, Sauer U: **Metabolic engineering of a phosphoketolase pathway for pentose catabolism in *Saccharomyces cerevisiae*.** *Applied and Environmental Microbiology* 2004, **70**(5):2892-2897.
48. Ro DK, Paradise EM, Ouellet M, Fisher KJ, Newman KL, Ndungu JM, Ho KA, Eachus RA, Ham TS, Kirby J, Chang MCY, Withers ST, Shiba Y, Sarpong R, Keasling JD: **Production of the antimalarial drug precursor artemisinic acid in engineered yeast.** *Nature* 2006, **440**(7086):940-943.
49. Shiba Y, Paradise EM, Kirby J, Ro DK, Keasling JD: **Engineering of the pyruvate dehydrogenase bypass in *Saccharomyces cerevisiae* for high-level production of isoprenoids.** *Metabolic Engineering* 2007, **9**(2):160-168.
50. Steinle A, Bergander K, Steinbuechel A: **Metabolic engineering of *Saccharomyces cerevisiae* for production of novel cyanophycins with an extended range of constituent amino acids.** *Applied and Environmental Microbiology* 2009, **75**(11):3437-3446.
51. Nguyen HTT, Nevoigt E: **Engineering of *Saccharomyces cerevisiae* for the production of dihydroxyacetone (DHA) from sugars: A proof of concept.** *Metabolic Engineering* 2009, **11**(6):335-346.
52. Ishida N, Saitoh S, Ohnishi T, Tokuhira K, Nagamori E, Kitamoto K, Takahashi H: **Metabolic engineering of *Saccharomyces cerevisiae* for efficient production of pure L-(+)- lactic acid.** *Applied Biochemistry and Biotechnology* 2006, **131**(1-3):795-807.
53. Szkopinska A, Swiezewska E, Karst F: **The regulation of activity of main mevalonic acid pathway enzymes: farnesyl diphosphate synthase, 3-hydroxy-3-methylglutaryl-CoA reductase, and squalene synthase in yeast *Saccharomyces cerevisiae*.** *Biochem Biophys Res Commun* 2000, **267**(1):473-477.
54. Toivari MH, Aristidou A, Ruohonen L, Penttila M: **Conversion of xylose to ethanol by recombinant *Saccharomyces cerevisiae*: Importance of xylulokinase (XKS1) and oxygen availability.** *Metabolic Engineering* 2001, **3**(3):236-249.
55. Alper H, Moxley J, Nevoigt E, Fink GR, Stephanopoulos G: **Engineering Yeast Transcription Machinery for Improved Ethanol Tolerance and Production.** *Science* 2006, **314**(5805):1565-1568.
56. Hong M-E, Lee K-S, Yu BJ, Sung Y-J, Park SM, Koo HM, Kweon D-H, Park JC, Jin Y-S: **Identification of gene targets eliciting improved alcohol tolerance in *Saccharomyces cerevisiae* through inverse metabolic engineering.** *Journal of Biotechnology* 2010, **149**(1-2):52-59.

57. Pirkov I, Albers E, Norbeck J, Larsson C: **Ethylene production by metabolic engineering of the yeast *Saccharomyces cerevisiae***. *Metabolic Engineering* 2008, **10**(5):276-280.
58. Yan Y, Kohli A, Koffas MA: **Biosynthesis of natural flavanones in *Saccharomyces cerevisiae***. *Applied and Environmental Microbiology* 2005, **71**(9):5610-5613.
59. Kennedy CJ, Boyle PM, Waks Z, Silver PA: **Systems-level engineering of nonfermentative metabolism in yeast**. *Genetics* 2009, **183**(1):385-397.
60. Oswald M, Fischer M, Dirninger N, Karst F: **Monoterpenoid biosynthesis in *Saccharomyces cerevisiae***. *FEMS Yeast Research* 2007, **7**(3):413-421.
61. Remize F, Barnavon L, Dequin S: **Glycerol export and glycerol-3-phosphate dehydrogenase, but not glycerol phosphatase, are rate limiting for glycerol production in *Saccharomyces cerevisiae***. *Metabolic Engineering* 2001, **3**(4):301-312.
62. Overkamp KM, Bakker BM, Kotter P, Luttk MA, Van Dijken JP, Pronk JT: **Metabolic engineering of glycerol production in *Saccharomyces cerevisiae***. *Applied and Environmental Microbiology* 2002, **68**(6):2814-2821.
63. Geertman J-MA, van Maris AJA, van Dijken JP, Pronk JT: **Physiological and genetic engineering of cytosolic redox metabolism in *Saccharomyces cerevisiae* for improved glycerol production**. *Metabolic Engineering* 2006, **8**(6):532-542.
64. Szczebara FM, Chandelier C, Villeret C, Masurel A, Bourot S, Duport C, Blanchard S, Groisillier A, Testet E, Costaglioli P, Cauet G, Degryse E, Balbuena D, Winter J, Achstetter T, Spagnoli R, Pompon D, Dumas B: **Total biosynthesis of hydrocortisone from a simple carbon source in yeast**. *Nature Biotechnology* 2003, **21**(2):143-149.
65. Skory CD: **Lactic acid production by *Saccharomyces cerevisiae* expressing a *Rhizopus oryzae* lactate dehydrogenase gene**. *Journal of Industrial Microbiology and Biotechnology* 2003, **30**(1):22-27.
66. Colombie S, Sablayrolles JM: **Nicotinic acid controls lactate production by K1-LDH: a *Saccharomyces cerevisiae* strain expressing a bacterial LDH gene**. *Journal of Industrial Microbiology and Biotechnology* 2004, **31**(5):209-215.
67. Sauer M, Branduardi P, Valli M, Porro D: **Production of L-ascorbic acid by metabolically engineered *Saccharomyces cerevisiae* and *Zygosaccharomyces bailii***. *Applied and Environmental Microbiology* 2004, **70**(10):6086-6091.
68. Ishida N, Saitoh S, Tokuhiko K, Nagamori E, Matsuyama T, Kitamoto K, Takahashi H: **Efficient production of L-lactic acid by metabolically engineered *Saccharomyces cerevisiae* with a genome-integrated L-lactate dehydrogenase gene**. *Applied and Environmental Microbiology* 2005, **71**(4):1964-1970.
69. Trantas E, Panopoulos N, Ververidis F: **Metabolic engineering of the complete pathway leading to heterologous biosynthesis of various flavonoids and stilbenoids in *Saccharomyces cerevisiae***. *Metabolic Engineering* 2009, **11**(6):355-366.
70. Steen EJ, Chan R, Prasad N, Myers S, Petzold CJ, Redding A, Ouellet M, Keasling JD: **Metabolic engineering of *Saccharomyces cerevisiae* for the production of n-butanol**. *Microbial Cell Factories* 2008, **7**:36.
71. Vannelli T, Qi WW, Sweigard J, Gatenby AA, Sariaslani FS: **Production of p-hydroxycinnamic acid from glucose in *Saccharomyces cerevisiae* and *Escherichia coli* by expression of heterologous genes from plants and fungi**. *Metabolic Engineering* 2007, **9**(2):142-151.
72. Carlson R, Srien F: **Effects of recombinant precursor pathway variations on poly[(R)-3-hydroxybutyrate] synthesis in *Saccharomyces cerevisiae***. *Journal of Biotechnology* 2006, **124**(3):561-573.
73. van Maris AJA, Geertman J-MA, Vermeulen A, Groothuizen MK, Winkler AA, Piper MDW, van Dijken JP, Pronk JT: **Directed evolution of Pyruvate Decarboxylase-negative *Saccharomyces cerevisiae*, yielding a C2-independent, glucose-tolerant, and pyruvate-hyperproducing Yeast**. *Applied and Environmental Microbiology* 2004, **70**(1):159-166.
74. Hawkins KM, Smolke CD: **Production of benzylisoquinoline alkaloids in *Saccharomyces cerevisiae***. *Nature Chemical Biology* 2008, **4**(9):564-573.
75. Toivari MH, Ruohonen L, Miasnikov AN, Richard P, Penttila M: **Metabolic engineering of *Saccharomyces cerevisiae* for conversion of D-glucose to xylitol and other five-carbon sugars and sugar alcohols**. *Applied and Environmental Microbiology* 2007, **73**(17):5471-5476.
76. DeJong JM, Liu YL, Bollon AP, Long RM, Jennewein S, Williams D, Croteau RB: **Genetic engineering of taxol biosynthetic genes in *Saccharomyces cerevisiae***. *Biotechnology and Bioengineering* 2006, **93**(2):212-224.
77. Hansen EH, Moller BL, Kock GR, Bunner CM, Kristensen C, Jensen OR, Okkels FT, Olsen CE, Motawia MS, Hansen J: **De novo biosynthesis of vanillin in fission yeast (*Schizosaccharomyces pombe*) and baker's yeast (*Saccharomyces cerevisiae*)**. *Applied and Environmental Microbiology* 2009, **75**(9):2765-2774.
78. Verwaal R, Wang J, Meijnen JP, Visser H, Sandmann G, van den Berg JA, van Ooyen AJ: **High-level production of beta-carotene in *Saccharomyces cerevisiae* by successive transformation with carotenogenic genes from *Xanthophyllomyces dendrorhous***. *Applied and Environmental Microbiology* 2007, **73**(13):4342-4350.

doi:10.1186/1475-2859-10-45

**Cite this article as:** Varman *et al.*: Statistics-based model for prediction of chemical biosynthesis yield from *Saccharomyces cerevisiae*. *Microbial Cell Factories* 2011 **10**:45.

**Submit your next manuscript to BioMed Central and take full advantage of:**

- Convenient online submission
- Thorough peer review
- No space constraints or color figure charges
- Immediate publication on acceptance
- Inclusion in PubMed, CAS, Scopus and Google Scholar
- Research which is freely available for redistribution

Submit your manuscript at  
www.biomedcentral.com/submit

